

The background of the cover features a stylized map of Arizona. The map is composed of several overlapping, semi-transparent shapes in shades of blue and orange. The top portion of the map is white, where the text is located. The bottom portion of the map is a light blue gradient. The overall design is modern and professional.

ARIZONA POWER AUTHORITY

Budget Request Data

FISCAL YEAR 2021 - 2023

ARIZONA POWER AUTHORITY BUDGET REQUEST DATA FISCAL YEARS 2021-2023

TAB

1. Buddies Transmittal
2. AZIPS Transmittal
3. Five Year Strategic Plan
4. Admin Main Report
5. Fund 1113 & 1114 Revenue Forecast Methodology
6. Org Chart 2021
7. Program Budget Unit Summary of Expenditures & Budget Request for All Funds
8. Program Budget Unit Summary of Expenditures & Budget Request for Selected Funds
9. Program Expenditure Schedule
10. Program Group Summary of Expenditures & Budget Request for Selected Funds
11. Program Summary of Expenditures & Budget Request
12. Revenue Schedule
13. Sources & Uses
14. Summary of Expenditure & Budget Request for All Funds
15. Summary of Expenditure & Budget Request for Selected Funds

COMMISSION

JOHN F. SULLIVAN – CHAIRMAN
PHILIP C. BASHAW – VICE CHAIRMAN
RUSSELL L. JONES – COMMISSIONER
KIM OWENS – COMMISSIONER
JIM SWEENEY – COMMISSIONER

STAFF

ED GERAK – EXECUTIVE DIRECTOR
HEATHER COLE – EXECUTIVE SECRETARY



ARIZONA POWER AUTHORITY

1810 W. ADAMS STREET
PHOENIX, AZ 85007-2697
(602) 368-4265

WWW.POWERAUTHORITY.ORG

August 23, 2021

The Honorable Douglas A. Ducey
Office of the Governor
1700 W. Washington St., Suite 800
Phoenix, AZ 85007-2883

Dear Governor:

Pursuant to A.R.S. § 35-113, please find one original and one copy of the Arizona Power Authority's Buddies reports covering information for fiscal year 2022.

Sincerely,

A handwritten signature in black ink that reads "Ed Gerak". The signature is written in a cursive, slightly slanted style.

Ed Gerak
Executive Director



State of Arizona Budget Request

State Agency
Power Authority

A.R.S. Citation: Title 30, Ch. 1

Governor DUCEY:

This and the accompanying budget schedules, statements and explanatory information constitute the operating budget request for this agency for Fiscal Year 2023.

To the best of my knowledge all statements and explanations contained in the estimates submitted are true and correct.

Agency Head: **Ed Gerak**

Title: **Executive Director**

Ed Gerak 8/20/2021

(signature)

Phone: **(602) 368-4265**

Prepared By: **Sonseeahray Thayer**

Email Address: **Sonseeahray@powerauthority.org**

Date Prepared: **Friday, August 20, 2021**

	FY 2022 Expd. Plan	FY 2023 Fund. Issue	FY 2023 Total Budget
Non-Appropriated Funds	19,636.0	0.0	19,636.0
Interest Income Fund	1.7	0.0	1.7
Fund Deposits Fund	19,594.3	0.0	19,594.3
APA - General Fund	40.0	0.0	40.0

Total Amount Planned:

Total: 19,636.0 0.0 19,636.0

2021 - 2023 ARIZONA MASTER LIST OF STATE GOVERNMENT PROGRAMS

FY2023: Work with and support the Authority's customers in providing new efficient and environmentally sound generation resources at reasonable prices.

PAA 0.0	Agency Summary POWER AUTHORITY Ed Gerak, Executive Director (602) 368-4265 A.R.S. §§ 30-101 et seq. Plan Contact: Sonseeahray Thayer, Senior Accountant (602) 368-4265
---------	--

Performance Measures	FY 2021	FY 2022	FY 2023
	Actual	Estimate	Estimate
Customers purchasing power from Arizona Power Authority	63	63	63

Mission:

To responsibly administrate the Hoover Power allocation to the State of Arizona. In fulfilling this responsibility, the Power Authority strives to be an active leader in managing electric resources in a safe and environmentally prudent manner, and to provide active representation on behalf of the State of Arizona at federal, state, and local forums on issues that impact the public power community as a whole and that specifically involve Arizona and the Authority's power resources.

Description:

The Arizona Power Authority (APA) manages Arizona's allocation of hydroelectric power from the Hoover Dam for the overall benefit of the state. The APA cooperates with federal, state, and non-governmental agencies to address regulatory, environmental, and other matters that impact electric power and water uses of the Colorado River. In addition, the APA serves as an information resource for its customers on topics that impact their electric resources and the utilization of these resources. The Authority may also pursue generation and/or transmission projects that are within the APA's legislative mandate and are in the best interest of the state.

- ◆ **Goal 1** To analyze cost of service studies and other factors affecting the cost of power from Hoover Dam, in an effort to keep future power costs to a minimum.

- Objective: 1** FY2021: Review expenditures, scheduled maintenance, additions, improvements and other cost of service factors affecting power generation costs at Hoover Dam. Investigate possible new electric power supply sources, including renewable energy resources, to strengthen Arizona's electric power resource pool.
- FY2022: Review expenditures, scheduled maintenance, additions, improvements and other cost of service factors affecting power generation costs at Hoover Dam. Investigate possible new electric power supply sources, including renewable energy resources, to strengthen Arizona's electric power resource pool.
- FY2023: Review expenditures, scheduled maintenance, additions, improvements and other cost of service factors affecting power generation costs at Hoover Dam. Investigate possible new electric power supply sources, including renewable energy resources, to strengthen Arizona's electric power resource pool.

Performance Measures	FY 2021 Actual	FY 2022 Estimate	FY 2023 Estimate
Hoover annual revenue requirements (in thousands).	69,749	72,001	73,944

- ◆ **Goal 2** To analyze and critically review the transmission system costs and other factors associated with the delivery of Hoover power.

- Objective: 1** FY2021: Review 2021 expenditures, scheduled maintenance, additions, improvements and other cost of service factors affecting the transmission of Hoover Dam Power.
- FY2022: Review 2022 expenditures, scheduled maintenance, additions, improvements and other cost of service factors affecting the transmission of Hoover Dam Power.
- FY2023: Review 2023 expenditures, scheduled maintenance, additions, improvements and other cost of service factors affecting the transmission of Hoover Dam Power.

- ◆ **Goal 3** To ensure the Power Authority has the opportunity to coordinate and cooperate with Federal agencies to supply and deliver Hoover power to the Authority's customers in the State of Arizona.

- Objective: 1** FY2021: Work with and support the Authority's customers by providing efficient and environmentally sound generation resources at reasonable prices.
- FY2022: Work with and support the Authority's customers in providing new efficient and environmentally sound generation resources at reasonable prices.

AGENCY SUMMARY

Program: PAA 0.0 POWER AUTHORITY
Director: Ed Gerak, Executive Director
Phone: (602) 368-4265
Statute: A.R.S. §§ 30-101 et seq.
Plan Contact: Sonseeahray Thayer, Senior Accountant
(602) 368-4265

Mission:

To responsibly administrate the Hoover Power allocation to the State of Arizona. In fulfilling this responsibility, the Power Authority strives to be an active leader in managing electric resources in a safe and environmentally prudent manner, and to provide active representation on behalf of the State of Arizona at federal, state, and local forums on issues that impact the public power community as a whole and that specifically involve Arizona and the Authority's power resources.

Description:

The Arizona Power Authority (APA) manages Arizona's allocation of hydroelectric power from the Hoover Dam for the overall benefit of the state. The APA cooperates with federal, state, and non-governmental agencies to address regulatory, environmental, and other matters that impact electric power and water uses of the Colorado River. In addition, the APA serves as an information resource for its customers on topics that impact their electric resources and the utilization of these resources. The Authority may also pursue generation and/or transmission projects that are within the APA's legislative mandate and are in the best interest of the state.

◆ **Goal:** 1 To analyze cost of service studies and other factors affecting the cost of power from Hoover Dam, in an effort to keep future power costs to a minimum.

- Objectives:** 1 2021 Obj: Review expenditures, scheduled maintenance, additions, improvements and other cost of service factors affecting power generation costs at Hoover Dam. Investigate possible new electric power supply sources, including renewable energy resources, to strengthen Arizona's electric power resource pool.
2022 Obj: Review expenditures, scheduled maintenance, additions, improvements and other cost of service factors affecting power generation costs at Hoover Dam. Investigate possible new electric power supply sources, including renewable energy resources, to strengthen Arizona's electric power resource pool.
2023 Obj: Review expenditures, scheduled maintenance, additions, improvements and other cost of service factors affecting power generation costs at Hoover Dam. Investigate possible new electric power supply sources, including renewable energy resources, to strengthen Arizona's electric power resource pool.

Performance Measures:

ML	Budget	Type		FY 2020 Actual	FY 2021 Estimate	FY 2021 Actual	FY 2022 Estimate	FY 2023 Estimate	
1	<input checked="" type="checkbox"/>	<input type="checkbox"/>	IP	Hoover annual revenue requirements (in thousands).	66,149	65,600	69,749	72,001	73,944

◆ **Goal:** 2 To analyze and critically review the transmission system costs and other factors associated with the delivery of Hoover power.

- Objectives:** 1 2021 Obj: Review 2021 expenditures, scheduled maintenance, additions, improvements and other cost of service factors affecting the transmission of Hoover Dam Power.
2022 Obj: Review 2022 expenditures, scheduled maintenance, additions, improvements and other cost of service factors affecting the transmission of Hoover Dam Power.
2023 Obj: Review 2023 expenditures, scheduled maintenance, additions, improvements and other cost of service factors affecting the transmission of Hoover Dam Power.

◆ **Goal:** 3 To ensure the Power Authority has the opportunity to coordinate and cooperate with Federal agencies to supply and deliver Hoover power to the Authority's customers in the State of Arizona.

- Objectives:** 1 2021 Obj: Work with and support the Authority's customers by providing efficient and environmentally sound generation resources at reasonable prices.
2022 Obj: Work with and support the Authority's customers in providing new efficient and environmentally sound generation resources at reasonable prices.
2023 Obj: Work with and support the Authority's customers in providing new efficient and environmentally sound generation resources at reasonable prices.

Performance Measures:

ML	Budget	Type		FY 2020 Actual	FY 2021 Estimate	FY 2021 Actual	FY 2022 Estimate	FY 2023 Estimate
1	<input checked="" type="checkbox"/>	<input type="checkbox"/>	IP	Customers purchasing power from Arizona Power Authority	63	63	63	63

Agency 5-Year Plan

Issue 1 Costs of generation and transmission resources

Description: Maintaining or reducing costs of generation and transmission resources.

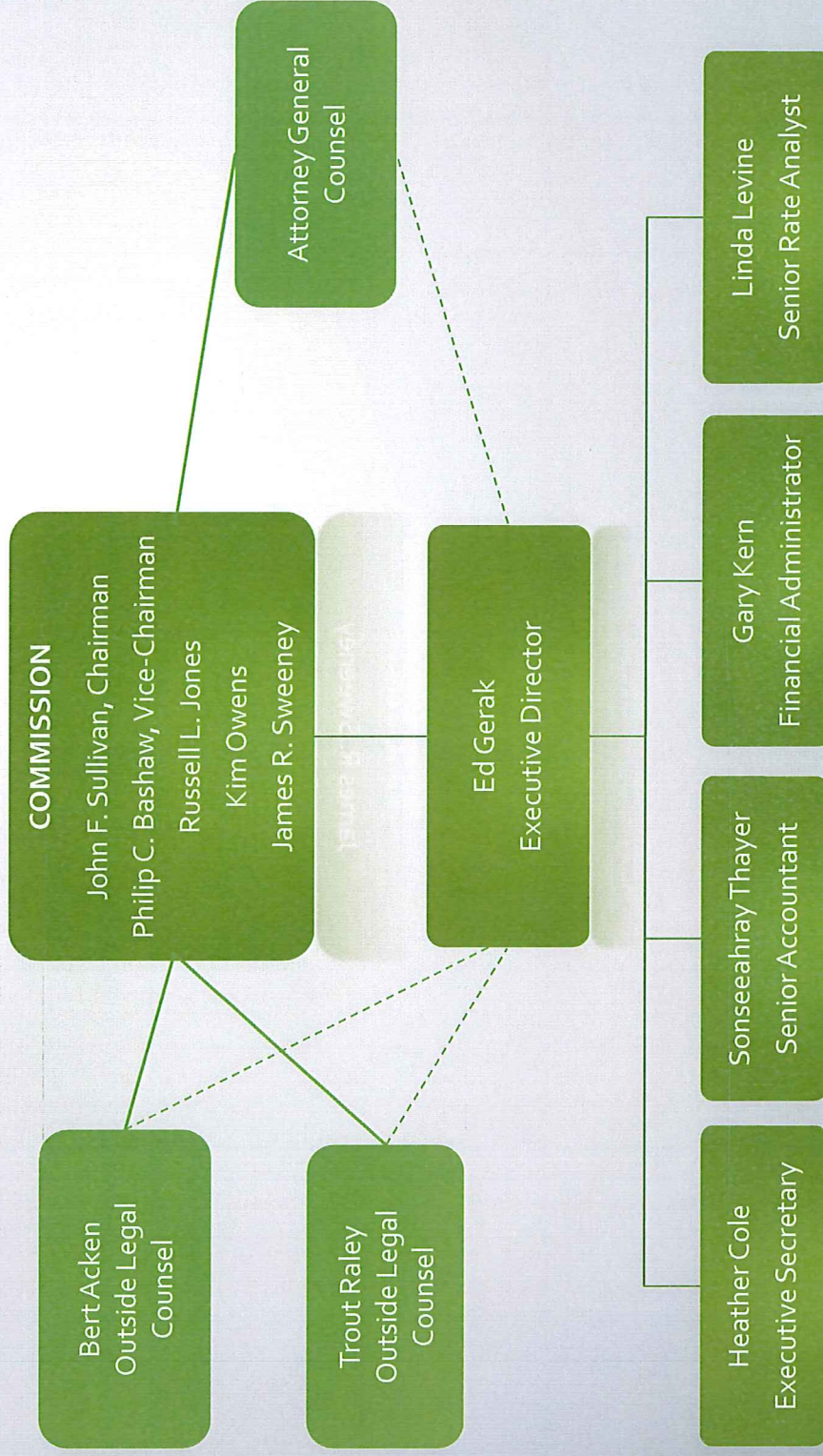
Solutions:


To keep future power costs to a minimum, we will continue to analyze cost of service studies and other factors affecting the cost of power from Hoover Dam.

Resource Assumptions

	FY2024 Estimate	FY2025 Estimate	FY2026 Estimate
Full-Time Equivalent Positions	5.0	5.0	5.0
General Fund	0.0	0.0	0.0
Other Appropriated Funds	0.0	0.0	0.0
Non-Appropriated Funds	0.0	0.0	0.0
Federal Funds	0.0	0.0	0.0

Organizational Chart





ARIZONA POWER AUTHORITY



FIVE YEAR STRATEGIC PLAN FY2023-FY2027

Ed Gerak
Executive Director

TABLE OF CONTENTS

LETTER FROM EXECUTIVE DIRECTOR	2
DESCRIPTION OF BUSINESS	3
MISSION STATEMENT	4
STRATEGIC ISSUE #1.....	5
Fiscal Responsibility	
STRATEGIC ISSUE #2.....	5
Resource Focused	
STRATEGIC ISSUE #3.....	5
Customer Support	
GOALS & OBJECTIVES	6

COMMISSION

JOHN F. SULLIVAN – CHAIRMAN
PHILIP C. BASHAW – VICE CHAIRMAN
RUSSELL L. JONES – COMMISSIONER
KIM OWENS – COMMISSIONER
JIM SWEENEY – COMMISSIONER

STAFF

ED GERAK – EXECUTIVE DIRECTOR
HEATHER COLE – EXECUTIVE SECRETARY



ARIZONA POWER AUTHORITY

1810 W. ADAMS STREET
PHOENIX, AZ 85007-2697
(602) 368-4265

WWW.POWERAUTHORITY.ORG

August 23, 2021

I hereby present the Five Year Strategic Plan for the Arizona Power Authority. This Strategic Plan covers Fiscal Years 2023 through 2027.

The Authority remains dedicated to its mission to deliver affordable, reliable clean electric power to its customers throughout Arizona from Hoover Dam. Given the rapid pace of change occurring in the power sector today, Arizona Power Authority is proud to help manage such a reliable, renewable, carbon-free, low-cost energy for our state. It is an important role that will help provide stability for years to come. With the doubling of our current customer base in 2017, the Authority is continuing with a customer service program that will help educate our new customers, encourage existing customers and enhance staff to be better resources in the future. As technology is reshaping the energy market, we will monitor this evolving landscape and make sure Arizona, the Authority and its customers are ready for what lies ahead. Given the potential for retirements of multiple customer representatives, the APA is developing training content for its customers.

Thank you,

A handwritten signature in black ink that reads "Ed Gerak".

**Ed Gerak
Executive Director**

ARIZONA POWER AUTHORITY

DESCRIPTION OF BUSINESS

The Arizona Power Authority (the “Authority”) is a body, corporate and politic, without taxing power, established by the Arizona Legislature on May 27, 1944 by the Power Authority Act. Under the Power Authority Act, the Authority is directed to obtain electric power developed from the mainstream of the Colorado River and sell such power to certain qualified purchasers. The Power Authority Act provides that the Authority must be a self-supporting agency and prohibits the Authority from incurring any obligation, which would be binding upon the State of Arizona.

The Authority supplies capacity and energy on a wholesale basis to certain power purchasers in the State of Arizona. The Authority’s primary source of power and energy is the Hoover Power Plant at Hoover Dam, located approximately 25 miles from Las Vegas, Nevada. Hoover Dam was dedicated in 1935 and the first generator of the Hoover Power Plant was in full operation in October 1936 and has been in continuous operation since. Power and energy from the Hoover Power Plant is transmitted to load centers in Arizona, California and Nevada. The Authority first contracted for Arizona’s share of Hoover power in 1952 (approximately 20%) and has continuously provided power and energy to its customers since that time.

The Authority is governed by a commission of five members appointed by the Governor and approved by the State Senate (the “Commission”). The term of office for each member is six years and the members select a chairman and vice-chairman from among its membership for two-year terms.

Pursuant to Arizona law, the Commission serves as the Authority’s regulatory body with the exclusive authority to establish electric prices for the capacity and energy generated at Hoover Dam and sold in Arizona. The Authority is a public nonprofit body, operates as an exempt agency, and is required to follow Open Meeting Laws regarding public notice requirements and public meetings. It also has the authority to implement changes in electric price schedules, as needed.

ARIZONA POWER AUTHORITY MISSION

To responsibly administrate the Hoover Power allocation to the State of Arizona. In fulfilling this responsibility, the Power Authority strives to be an active leader in managing electric resources in a safe and environmentally prudent manner, and to provide active representation on behalf of the State of Arizona at federal, state, and local forums on issues that impact the public power community as a whole and issues that specifically involve Arizona and the Power Authority's power resources.

STRATEGIC ISSUES

STRATEGIC ISSUE #1: *Fiscal Responsibility*

Manage resources for APA customers at the lowest possible rates consistent with sound business principles. Review expenditures, scheduled maintenance, additions, improvements and other cost of service factors affecting power generation costs at Hoover Dam.

	FY2021 (actual)	FY2022 (estimate)	FY2023 (estimate)	FY2024 (estimate)	FY2025 (estimate)	FY2026 (estimate)	FY2027 (estimate)
Hoover Annual Revenue Requirements (in thousands)	66,749	72,001	73,944	76,595	78,723	81,950	83,014

STRATEGIC ISSUE #2: *Resource Focused*

The electrical power industry is going through radical changes today, coupled with the complexities of the Colorado River, and makes the APA a good resource for our customers. It is important that the APA understands the Water-Power-Agriculture nexus, works with fellow state agencies and NGOs in arenas vital to the betterment of Arizona, APA's customers and Public Power as a whole.

STRATEGIC ISSUE #3: *Customer Support*

As our customers face a wave of retirements and we continue to onboard new customers, the APA is developing training programs to assist in these transitions. It also is participating in the apparent shift towards a formalized market, seeking ways to maximize the value of Hoover capacity for its customers.

ARIZONA POWER AUTHORITY GOALS

2023 through 2027

GOAL #1: *To be a leader for Hoover, Arizona, the Colorado River and Public Power as a whole.*

OBJECTIVES: Be actively engaged in Hoover management, especially with Engineering and Operations Committee, Technical Review Committee and annual budgeting. Be a resource for all of our 63 customers. Develop and enhance relationships with state and federal legislators and federal staff.

GOAL #2: *Strive for Operational Excellence.*

OBJECTIVES: Evaluate, educate, enhance and encourage our existing and potential staff. Establish proper staffing for expected workload, provide training for existing staff, and control or reduce costs.

GOAL #3: *To Create a Culture of Customer Service.*

OBJECTIVES: Continue to improve the relationships with our customers. Have regular meeting with them at the APA and at their place of business. Create a 3rd place environment at the APA for customers, with flex workspace, so customers can interact and engage with staff. Provide quarterly/monthly training for customers/staff and legislators.

Administrative Costs

Agency: Power Authority

Administrative Costs Summary

Common Administrative Area	FY 2022
Personal Services	497.3
ERE	141.1
All Other	521.7
Administrative Costs Total:	1,160.1

Administrative Cost / Total Expenditure Ratio

	Request	Admin %
FY 2022	19,636.0	5.9%

Arizona Power Authority

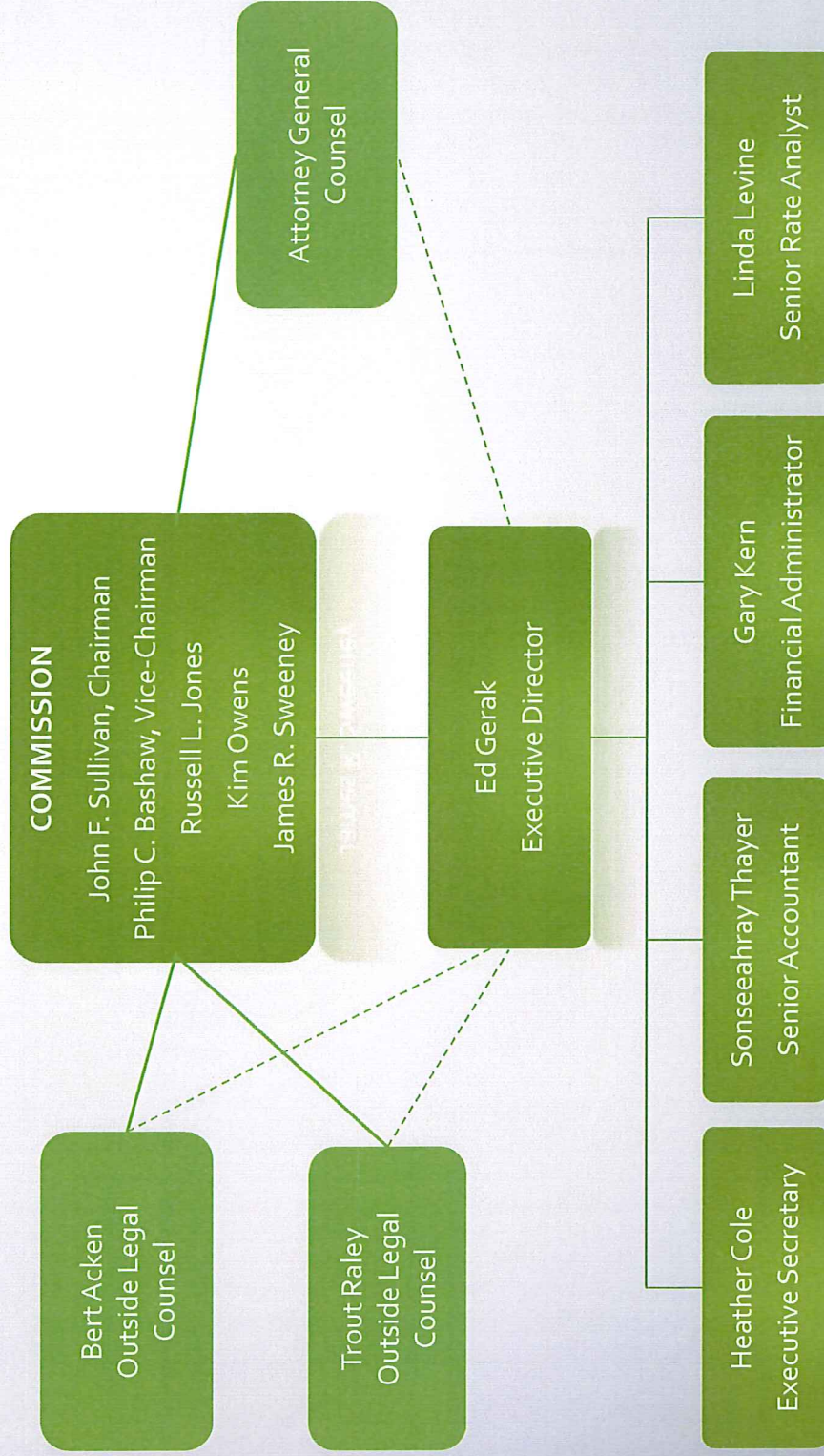
Fund 1113 Justification:

Future revenue which will be deposited into the Fund Deposit Fund (Power Authority) are primarily based upon Western Area Power Administration's projection of energy and capacity from Hoover Dam, debt service, and administration costs.

Fund 1114 Justification:

The primary component is supplemental requested by our customers and is treated as a pass through. Revenues which are deposited in the APA - General Fund are estimated from the anticipated customer needs for the coming year.

Organizational Chart



Program Budget Unit Summary of Expenditures and Budget Request for All Funds

Agency: Power Authority
 Program: Arizona Power Authority

Expenditure Categories	FY 2021	FY 2022	FY 2023	FY 2023
	Actual	Expd. Plan	Fund. Issue	Total Request
0000 FTE	5.0	5.0	0.0	5.0
6000 Personal Services	629.1	497.3	0.0	497.3
6100 Employee Related Expenses	184.5	141.1	0.0	141.1
6200 Professional and Outside Services	366.6	357.7	0.0	357.7
6500 Travel In-State	7.3	18.0	0.0	18.0
6600 Travel Out of State	15.8	41.0	0.0	41.0
6700 Food	0.0	0.0	0.0	0.0
6800 Aid to Organizations and Individuals	0.0	0.0	0.0	0.0
7000 Other Operating Expenses	36,864.8	16,804.4	0.0	16,804.4
8000 Equipment	38.1	21.9	0.0	21.9
8100 Capital Outlay	77.5	10.0	0.0	10.0
8600 Debt Service	1,730.4	1,730.3	0.0	1,730.3
9000 Cost Allocation	0.0	0.0	0.0	0.0
9100 Transfers	14.4	14.3	0.0	14.3
Expenditure Categories Total:	39,928.5	19,636.0	0.0	19,636.0

Fund Source

Fund Source	FY 2021	FY 2022	FY 2023	FY 2023
	Actual	Expd. Plan	Fund. Issue	Total Request
Non-Appropriated Funds				
PA1112-N Interest Income Fund (Non-Appropriated)	36.0	1.7	0.0	1.7
PA1113-N Fund Deposits Fund (Non-Appropriated)	19,337.7	19,594.3	0.0	19,594.3
PA1114-N APA - General Fund (Non-Appropriated)	20,554.8	40.0	0.0	40.0
Fund Source Total:	39,928.5	19,636.0	0.0	19,636.0

Program Budget Unit Summary of Expenditures and Budget Request for Selected Funds

Agency: Power Authority

	FY 2021 Actual	FY 2022 Expd. Plan	FY 2023 Fund. Issue	FY 2023 Total Request
--	-------------------	-----------------------	------------------------	--------------------------

Program: Arizona Power Authority

Fund: PA1112-N Interest Income Fund

Non-Appropriated

6000 Personal Services	0.0	0.0	0.0	0.0
6100 Employee Related Expenses	0.0	0.0	0.0	0.0
6200 Professional and Outside Services	0.0	0.0	0.0	0.0
6500 Travel In-State	0.0	0.0	0.0	0.0
6600 Travel Out of State	0.0	0.0	0.0	0.0
6700 Food	0.0	0.0	0.0	0.0
6800 Aid to Organizations and Individuals	0.0	0.0	0.0	0.0
7000 Other Operating Expenses	36.0	1.7	0.0	1.7
8000 Equipment	0.0	0.0	0.0	0.0
8100 Capital Outlay	0.0	0.0	0.0	0.0
8600 Debt Service	0.0	0.0	0.0	0.0
9000 Cost Allocation	0.0	0.0	0.0	0.0
9100 Transfers	0.0	0.0	0.0	0.0
Non-Appropriated Total:	36.0	1.7	0.0	1.7

Fund Total: 36.0 1.7 0.0 1.7

Fund: PA1113-N Fund Deposits Fund

Non-Appropriated

0000 FTE	5.0	5.0	0.0	5.0
6000 Personal Services	629.1	497.3	0.0	497.3
6100 Employee Related Expenses	184.5	141.1	0.0	141.1
6200 Professional and Outside Services	366.6	357.7	0.0	357.7
6500 Travel In-State	7.3	18.0	0.0	18.0
6600 Travel Out of State	15.8	41.0	0.0	41.0
6700 Food	0.0	0.0	0.0	0.0
6800 Aid to Organizations and Individuals	0.0	0.0	0.0	0.0
7000 Other Operating Expenses	16,351.5	16,772.7	0.0	16,772.7
8000 Equipment	38.1	21.9	0.0	21.9
8100 Capital Outlay	0.0	0.0	0.0	0.0

Program Budget Unit Summary of Expenditures and Budget Request for Selected Funds

Agency:	Power Authority			
	FY 2021	FY 2022	FY 2023	FY 2023
	Actual	Expd. Plan	Fund. Issue	Total Request

Program: Arizona Power Authority

Fund:	PA1113-N Fund Deposits Fund			
Non-Appropriated				
8600 Debt Service	1,730.4	1,730.3	0.0	1,730.3
9000 Cost Allocation	0.0	0.0	0.0	0.0
9100 Transfers	14.4	14.3	0.0	14.3
Non-Appropriated Total:	19,337.7	19,594.3	0.0	19,594.3
Fund Total:	19,337.7	19,594.3	0.0	19,594.3

Fund:	PA1114-N APA - General Fund			
Non-Appropriated				
6000 Personal Services	0.0	0.0	0.0	0.0
6100 Employee Related Expenses	0.0	0.0	0.0	0.0
6200 Professional and Outside Services	0.0	0.0	0.0	0.0
6500 Travel In-State	0.0	0.0	0.0	0.0
6600 Travel Out of State	0.0	0.0	0.0	0.0
6700 Food	0.0	0.0	0.0	0.0
6800 Aid to Organizations and Individuals	0.0	0.0	0.0	0.0
7000 Other Operating Expenses	20,477.3	30.0	0.0	30.0
8000 Equipment	0.0	0.0	0.0	0.0
8100 Capital Outlay	77.5	10.0	0.0	10.0
8600 Debt Service	0.0	0.0	0.0	0.0
9000 Cost Allocation	0.0	0.0	0.0	0.0
9100 Transfers	0.0	0.0	0.0	0.0
Non-Appropriated Total:	20,554.8	40.0	0.0	40.0
Fund Total:	20,554.8	40.0	0.0	40.0
Program Total For Selected Funds:	39,928.5	19,636.0	0.0	19,636.0

Program Expenditure Schedule

Agency:	Power Authority
Program:	Arizona Power Authority

	FY 2021 Actual	FY 2022 Expd. Plan
FTE	5.0	5.0
Expenditure Category Total	5.0	5.0
Non-Appropriated		
PA1113-N Fund Deposits Fund (Non-Appropriated)	5.0	5.0
Fund Source Total	5.0	5.0
<hr/>		
Personal Services	626.6	493.5
Boards and Commissions	2.5	3.8
Expenditure Category Total	629.1	497.3
Non-Appropriated		
PA1113-N Fund Deposits Fund (Non-Appropriated)	629.1	497.3
Fund Source Total	629.1	497.3
<hr/>		
Employee Related Expenses	184.5	141.1
Expenditure Category Total	184.5	141.1
Non-Appropriated		
PA1113-N Fund Deposits Fund (Non-Appropriated)	184.5	141.1
Fund Source Total	184.5	141.1
<hr/>		
Professional and Outside Services		357.7
External Prof/Outside Serv Budg And Appn	0.0	
External Investment Services	40.6	
Other External Financial Services	56.5	
Attorney General Legal Services	0.0	
External Legal Services	58.9	
External Engineer/Architect Cost - Exp	0.0	
External Engineer/Architect Cost- Cap	0.0	
Other Design	0.0	
Temporary Agency Services	0.0	
Hospital Services	0.0	
Other Medical Services	0.0	
Institutional Care	0.0	
Education And Training	5.4	
Vendor Travel	0.0	
Professional & Outside Services Excluded from Cost Allocat	0.0	
Vendor Travel - Non Reportable	0.0	
External Telecom Consulting Services	0.0	
Costs related to those in custody of the State	0.0	
Non - Confidential Specialist Fees	0.0	
Confidential Specialist Fees	0.0	
Outside Actuarial Costs	0.0	
Other Professional And Outside Services	205.2	

Program Expenditure Schedule

Agency: Power Authority

Program: Arizona Power Authority

	FY 2021 Actual	FY 2022 Expd. Plan
Expenditure Category Total	366.6	357.7
Non-Appropriated		
PA1113-N Fund Deposits Fund (Non-Appropriated)	366.6	357.7
Fund Source Total	366.6	357.7
<hr/>		
Travel In-State	7.3	18.0
Expenditure Category Total	7.3	18.0
Non-Appropriated		
PA1113-N Fund Deposits Fund (Non-Appropriated)	7.3	18.0
Fund Source Total	7.3	18.0
<hr/>		
Travel Out of State	15.8	41.0
Expenditure Category Total	15.8	41.0
Non-Appropriated		
PA1113-N Fund Deposits Fund (Non-Appropriated)	15.8	41.0
Fund Source Total	15.8	41.0
<hr/>		
Food	0.0	0.0
Expenditure Category Total	0.0	0.0
<hr/>		
Aid to Organizations and Individuals	0.0	0.0
Expenditure Category Total	0.0	0.0
<hr/>		
Other Operating Expenses		16,804.4
Other Operating Expenditures Budg Approp	0.0	
Other Operating Expenditures Excluded from Cost Allocati	0.0	
Risk Management Charges To State Agency	25.4	
Risk Management Deductible - Indemnity	0.0	
Risk Management Deductible - Legal	0.0	
Risk Management Deductible - Medical	0.0	
Risk Management Deductible - Other	0.0	
Gen Liab- Non Physical-Taxable- Self Ins	0.0	
Gross Proceeds Payments To Attorneys	0.0	
General Liability- Non-Taxable- Self Ins	0.0	
Medical Malpractice - Self-Insured	0.0	
Automobile Liability - Self Insured	0.0	
General Property Damage - Self- Insured	0.0	
Automobile Physical Damage-Self Insured	0.0	
Liability Insurance Premiums	0.0	
Property Insurance Premiums	0.0	
Workers Compensation Benefit Payments	0.0	
Self Insurance - Administrative Fees	0.0	
Self Insurance - Premiums	0.0	
Self Insurance - Claim Payments	0.0	
Self Insurance - Pharmacy Claims	0.0	
Premium Tax On Altcs	0.0	

Program Expenditure Schedule

Agency: Power Authority

Program: Arizona Power Authority

	FY 2021 Actual	FY 2022 Expd. Plan
Other Insurance-Related Charges	0.0	
Internal Service Data Processing	0.0	
Internal Service Data Proc- Pc/Lan	0.0	
External Programming-Mainframe/Legacy	0.0	
External Programming- Pc/Lan/Serv/Web	0.0	
External Data Entry	0.0	
Othr External Data Proc-Mainframe/Legacy	0.0	
Othr External Data Proc-Pc/Lan/Serv/Web	0.0	
Pmt for AFIS Development & Usage	0.0	
Internal Service Telecommunications	0.0	
External Telecom Long Distance-In-State	0.0	
External Telecom Long Distance-Out-State	0.0	
Other External Telecommunication Service	12.7	
Electricity	16.6	
Sanitation Waste Disposal	1.2	
Water	0.0	
Gas And Fuel Oil For Buildings	0.0	
Other Utilities	0.0	
Building Rent Charges To State Agencies	0.0	
Priv Lease To Own Bld Rent Chrgs To Agy	0.0	
Cert Of Part Bld Rent Chrgs To Agy	0.0	
Rental Of Land And Buildings	0.0	
Rental Of Computer Equipment	0.0	
Rental Of Other Machinery And Equipment	0.0	
Miscellaneous Rent	0.0	
Interest On Overdue Payments	0.0	
All Other Interest Payments	0.0	
Internal Acct/Budg/Financial Svcs	0.0	
Other Internal Services	0.0	
Repair And Maintenance - Buildings	17.3	
Repair And Maintenance - Vehicles	0.0	
Repair And Maint - Mainframe And Legacy	0.0	
Repair And Maint-Pc/Lan/Serv/Web	0.0	
Repair And Maintenance - Other Equipment	0.0	
Other Repair And Maintenance	0.0	
Software Support And Maintenance	0.0	
Uniforms	0.0	
Inmate Clothing	0.0	
Security Supplies	0.0	
Office Supplies	4.5	
Computer Supplies	0.0	
Housekeeping Supplies	0.0	
Bedding And Bath Supplies	0.0	
Drugs And Medicine Supplies	0.0	
Medical Supplies	0.0	
Dental Supplies	0.0	
Automotive And Transportation Fuels	0.0	
Automotive Lubricants And Supplies	0.0	
Rpr And Maint Supplies-Not Auto Or Build	0.0	
Repair And Maintenance Supplies-Building	0.0	

Program Expenditure Schedule

Agency: Power Authority

Program: Arizona Power Authority

	FY 2021 Actual	FY 2022 Expd. Plan
Other Operating Supplies	0.0	
Publications	0.0	
Aggregate Withheld Or Paid Commissions	0.0	
Lottery Prizes	0.0	
Lottery Distribution Costs	0.0	
Material for Further Processing	0.0	
Other Resale Supplies	36,365.3	
Loss On Sales Of Capital Assets	0.0	
Loss on Sales of Investments	0.0	
Employee Tuition Reimbursement-Graduate	0.0	
Employee Tuition Reimb Under-Grad/Other	0.0	
Conference Registration-Attendance Fees	21.1	
Other Education And Training Costs	0.0	
Advertising	0.0	
Sponsorships	0.0	
Internal Printing	1.0	
External Printing	0.0	
Photography	0.0	
Postage And Delivery	0.0	
Document shredding and Destruction Services	0.0	
Translation and Sign Language Services	0.0	
Distribution To State Universities	0.0	
Other Intrastate Distributions	0.0	
Awards	0.0	
Entertainment And Promotional Items	0.0	
Dues	0.0	
Books- Subscriptions And Publications	0.0	
Costs For Digital Image Or Microfilm	0.0	
Revolving Fund Advances	0.0	
Credit Card Fees Over Approved Limit	0.0	
Relief Bill Expenditures	0.0	
Surplus Property Distr To State Agencies	0.0	
Security Services	0.0	
Judgments - Damages	0.0	
ICA Payments to Claimants Confidential	0.0	
Jdgmnt-Confidential Restitution To Indiv	0.0	
Judgments - Non-Confidential Restitution	0.0	
Judgments - Punitive And Compensatory	0.0	
Pmts Made to Resolve/Disputes/Avoid Costs of Litigation	0.0	
Pmts For Contracted State Inmate Labor	0.0	
Payments To State Inmates	0.0	
Bad Debt Expense	0.0	
Interview Expense	0.0	
Employee Relocations-Nontaxable	0.0	
Employee Relocations-Taxable	0.0	
Non-Confidential Invest/Legal/Law Enf	0.0	
Conf/Sensitive Invest/Legal/Undercover	0.0	
Fingerprinting, Background Checks, Etc.	0.0	
Other Miscellaneous Operating	399.7	

Program Expenditure Schedule

Agency: Power Authority

Program: Arizona Power Authority

	FY 2021 Actual	FY 2022 Expd. Plan
Expenditure Category Total	36,864.8	16,804.4
Non-Appropriated		
PA1112-N Interest Income Fund (Non-Appropriated)	36.0	1.7
PA1113-N Fund Deposits Fund (Non-Appropriated)	16,351.5	16,772.7
PA1114-N APA - General Fund (Non-Appropriated)	20,477.3	30.0
	<u>36,864.8</u>	<u>16,804.4</u>
Fund Source Total	36,864.8	16,804.4
<hr/>		
Current Year Expenditures		21.9
Capital Equipment Budget And Approp	0.0	
Vehicles Capital Purchase	0.0	
Vehicles Capital Leases	0.0	
Furniture Capital Purchase	0.0	
Depreciable Works Of Art & Hist Treas/Coll Capital Purcha	0.0	
Non Depr Works Of Art & Hist Treas/Coll Cap Purchase	0.0	
Furniture Capital Leases	0.0	
Computer Equipment Capital Purchase	0.0	
Computer Equipment Capital Lease	0.0	
Telecommunication Equip-Capital Purchase	0.0	
Telecommunication Equip-Capital Lease	0.0	
Other Equipment Capital Purchase	0.0	
Other Equipment Capital Leases	0.0	
Purchased Or Licensed Software-Website	0.0	
Internally Generated Software-Website	0.0	
Development in Progress	0.0	
Right-Of-Way/Easement/Extraction Rights	0.0	
Oth Int Assets purchased, licensed or internally generate	0.0	
Other intangible assets acquired by capital lease	0.0	
Other Capital Asset Purchases	0.0	
Leasehold Improvement-Capital Purchase	0.0	
Other Capital Asset Leases	0.0	
Non-Capital Equip Budget And Approp	0.0	
Vehicles Non-Capital Purchase	0.0	
Vehicles Non-Capital Leases	0.0	
Furniture Non-Capital Purchase	0.0	
Works Of Art And Hist Treas-Non Capital	0.0	
Furniture Non-Capital Leases	0.0	
Computer Equipment Non-Capital Purchase	28.6	
Computer Equipment Non-Capital Lease	0.0	
Telecomm Equip Non-Capital Purchase	0.0	
Telecomm Equip Non-Capital Leases	0.0	
Other Equipment Non-Capital Purchase	0.0	
Weapons Non-Capital Purchase	0.0	
Other Equipment Non-Capital Lease	0.0	
Purchased Or Licensed Software/Website	9.5	
Internally Generated Software/Website	0.0	
LICENSES AND PERMITS	0.0	
Right-Of-Way/Easement/Extraction Exp	0.0	
Other Intangible Assets - Purchased, Licensed or Internall	0.0	
Noncapital Software/Web By Capital Lease	0.0	

Program Expenditure Schedule

Agency: Power Authority

Program: Arizona Power Authority

	FY 2021 Actual	FY 2022 Expd. Plan
Other Intangible Assets Acquired by Capital Lease	0.0	
Other Long Lived Tangible Assets to be Expenses	0.0	
Non-Capital Equipment Excluded from Cost Allocation	0.0	
Expenditure Category Total	38.1	21.9
Non-Appropriated		
PA1113-N Fund Deposits Fund (Non-Appropriated)	38.1	21.9
	38.1	21.9
Fund Source Total	38.1	21.9
<hr/>		
Capital Outlay	77.5	10.0
Expenditure Category Total	77.5	10.0
Non-Appropriated		
PA1114-N APA - General Fund (Non-Appropriated)	77.5	10.0
	77.5	10.0
Fund Source Total	77.5	10.0
<hr/>		
Debt Service	1,730.4	1,730.3
Expenditure Category Total	1,730.4	1,730.3
Non-Appropriated		
PA1113-N Fund Deposits Fund (Non-Appropriated)	1,730.4	1,730.3
	1,730.4	1,730.3
Fund Source Total	1,730.4	1,730.3
<hr/>		
Cost Allocation	0.0	0.0
Expenditure Category Total	0.0	0.0
<hr/>		
Transfers	14.4	14.3
Expenditure Category Total	14.4	14.3
Non-Appropriated		
PA1113-N Fund Deposits Fund (Non-Appropriated)	14.4	14.3
	14.4	14.3
Fund Source Total	14.4	14.3

Employee Retirement Coverage

Retirement System	FTE	Personal Services	Fund#
Arizona State Retirement System	5.0	493.5	PA1113-N

Combined Regular & Elected Positions At/Above FICA Maximum of \$142,800

Total FTE	Personal Services	FTE's not eligible for Health, Dental & Life
1.0	177.9	0.0

Program Group Summary of Expenditures and Budget Request for Selected Funds

Agency: Power Authority
 Program: Arizona Power Authority

	FY 2021 Actual	FY 2022 Expd. Plan	FY 2023 Fund. Issue	FY 2023 Total Request
--	-------------------	-----------------------	------------------------	--------------------------

Fund: PA1112-N Interest Income Fund (Non-Appropriated)

	FY 2021 Actual	FY 2022 Expd. Plan	FY 2023 Fund. Issue	FY 2023 Total Request
Program Expenditures				
COST CENTER/PROGRAM BUDGET UNIT				
1-1 Arizona Power Authority	36.0	1.7	0.0	1.7
Total	36.0	1.7	0.0	1.7

Non-Appropriated Funding
 Expenditure Categories

Personal Services	0.0	0.0	0.0	0.0
Employee Related Expenses	0.0	0.0	0.0	0.0
Professional and Outside Services	0.0	0.0	0.0	0.0
Travel In-State	0.0	0.0	0.0	0.0
Travel Out of State	0.0	0.0	0.0	0.0
Food	0.0	0.0	0.0	0.0
Aid to Organizations and Individuals	0.0	0.0	0.0	0.0
Other Operating Expenses	36.0	1.7	0.0	1.7
Equipment	0.0	0.0	0.0	0.0
Capital Outlay	0.0	0.0	0.0	0.0
Debt Service	0.0	0.0	0.0	0.0
Cost Allocation	0.0	0.0	0.0	0.0
Transfers	0.0	0.0	0.0	0.0
Expenditure Categories Total:	36.0	1.7	0.0	1.7
Fund PA1112-N Total:	36.0	1.7	0.0	1.7

Program Group Summary of Expenditures and Budget Request for Selected Funds

Agency: Power Authority
 Program: Arizona Power Authority

	FY 2021 Actual	FY 2022 Expd. Plan	FY 2023 Fund. Issue	FY 2023 Total Request
--	-------------------	-----------------------	------------------------	--------------------------

Fund: PA1113-N Fund Deposits Fund (Non-Appropriated)

Program Expenditures

COST CENTER/PROGRAM BUDGET UNIT

1-1 Arizona Power Authority	19,337.7	19,594.3	0.0	19,594.3
Total	19,337.7	19,594.3	0.0	19,594.3

Non-Appropriated Funding

Expenditure Categories

FTE Positions	5.0	5.0	0.0	5.0
Personal Services	629.1	497.3	0.0	497.3
Employee Related Expenses	184.5	141.1	0.0	141.1
Professional and Outside Services	366.6	357.7	0.0	357.7
Travel In-State	7.3	18.0	0.0	18.0
Travel Out of State	15.8	41.0	0.0	41.0
Food	0.0	0.0	0.0	0.0
Aid to Organizations and Individuals	0.0	0.0	0.0	0.0
Other Operating Expenses	16,351.5	16,772.7	0.0	16,772.7
Equipment	38.1	21.9	0.0	21.9
Capital Outlay	0.0	0.0	0.0	0.0
Debt Service	1,730.4	1,730.3	0.0	1,730.3
Cost Allocation	0.0	0.0	0.0	0.0
Transfers	14.4	14.3	0.0	14.3
Expenditure Categories Total:	19,337.7	19,594.3	0.0	19,594.3
Fund PA1113-N Total:	19,337.7	19,594.3	0.0	19,594.3

Program Group Summary of Expenditures and Budget Request for Selected Funds

Agency: Power Authority
 Program: Arizona Power Authority

	FY 2021 Actual	FY 2022 Expd. Plan	FY 2023 Fund. Issue	FY 2023 Total Request
--	-------------------	-----------------------	------------------------	--------------------------

Fund: PA1114-N APA - General Fund (Non-Appropriated)

Program Expenditures

COST CENTER/PROGRAM BUDGET UNIT

1-1 Arizona Power Authority	20,554.8	40.0	0.0	40.0
Total	20,554.8	40.0	0.0	40.0

Non-Appropriated Funding

Expenditure Categories

Personal Services	0.0	0.0	0.0	0.0
Employee Related Expenses	0.0	0.0	0.0	0.0
Professional and Outside Services	0.0	0.0	0.0	0.0
Travel In-State	0.0	0.0	0.0	0.0
Travel Out of State	0.0	0.0	0.0	0.0
Food	0.0	0.0	0.0	0.0
Aid to Organizations and Individuals	0.0	0.0	0.0	0.0
Other Operating Expenses	20,477.3	30.0	0.0	30.0
Equipment	0.0	0.0	0.0	0.0
Capital Outlay	77.5	10.0	0.0	10.0
Debt Service	0.0	0.0	0.0	0.0
Cost Allocation	0.0	0.0	0.0	0.0
Transfers	0.0	0.0	0.0	0.0

Expenditure Categories Total:

Fund PA1114-N Total:

Program 1 Total:

	20,554.8	40.0	0.0	40.0
Fund PA1114-N Total:	20,554.8	40.0	0.0	40.0
Program 1 Total:	39,928.5	19,636.0	0.0	19,636.0

Program Summary of Expenditures and Budget Request

Agency: Power Authority
 Program: Arizona Power Authority

FY 2021 Actual	FY 2022 Expd. Plan	FY 2023 Fund. Issue	FY 2023 Total Request
-------------------	-----------------------	------------------------	--------------------------

Program Summary			
1-1	Arizona Power Authority	19,636.0	19,636.0
Program Summary Total:		19,636.0	19,636.0

Expenditure Categories			
0000	FTE Positions	5.0	5.0
6000	Personal Services	629.1	497.3
6100	Employee Related Expenses	184.5	141.1
6200	Professional and Outside Services	366.6	357.7
6500	Travel In-State	7.3	18.0
6600	Travel Out of State	15.8	41.0
6700	Food	0.0	0.0
6800	Aid to Organizations and Individuals	0.0	0.0
7000	Other Operating Expenses	36,864.8	16,804.4
8000	Equipment	38.1	21.9
8100	Capital Outlay	77.5	10.0
8600	Debt Service	1,730.4	1,730.3
9000	Cost Allocation	0.0	0.0
9100	Transfers	14.4	14.3
Expenditure Categories Total:		39,928.5	19,636.0

Fund Source			
Non-Appropriated Funds			
PA1112-N	Interest Income Fund (Non-Appropriated)	36.0	1.7
PA1113-N	Fund Deposits Fund (Non-Appropriated)	19,337.7	19,594.3
PA1114-N	APA - General Fund (Non-Appropriated)	20,554.8	40.0
Fund Source Total:		39,928.5	19,636.0

Revenue Schedule

Agency: Power Authority

Fund: PA1112 Interest Income Fund

AFIS Code	Category of Receipt and Description	FY 2021	FY 2022	FY 2023
4631	TREASURERS INTEREST INCOME	30.6	1.7	1.7
4634	OTHER INVESTMENT INCOME	5.4	0.0	0.0
Fund Total:		36.0	1.7	1.7

Revenue Schedule

Agency: Power Authority

Fund: PA1113 Fund Deposits Fund

AFIS Code	Category of Receipt and Description	FY 2021	FY 2022	FY 2023
4379	OTHER CHARGES FOR GOODS	19,303.0	19,594.3	19,594.3
4699	MISCELLANEOUS RECEIPTS	34.7	0.0	0.0
Fund Total:		19,337.7	19,594.3	19,594.3

Revenue Schedule

Agency: Power Authority

Fund: PA1114 APA - General Fund

AFIS Code	Category of Receipt and Description	FY 2021	FY 2022	FY 2023
4379	OTHER CHARGES FOR GOODS	20,482.5	44.0	44.0
4631	TREASURERS INTEREST INCOME	42.9	1.2	1.2
4699	MISCELLANEOUS RECEIPTS	5.0	0.0	0.0
4901	OPERATING TRANSFERS IN	14.4	14.3	14.3
Fund Total:		20,544.8	59.5	59.5

Sources and Uses of Funds

Agency: Power Authority

Fund: PA1112 Interest Income Fund

Cash Flow Summary	Actual FY 2021	Estimate FY 2022	Estimate FY 2023
Balance Forward from Prior Year	0.0	0.0	0.0
Revenue (From Revenue Schedule)	36.0	1.7	1.7
Total Available	36.0	1.7	1.7
Total Appropriated Disbursements	0.0	0.0	0.0
Total Non-Appropriated Disbursements	36.0	1.7	1.7
Balance Forward to Next Year	0.0	0.0	0.0

Non-Appropriated Expenditure	Actual FY 2021	Estimate FY 2022	Estimate FY 2023
Expenditure Categories			
Personal Services	0.0	0.0	0.0
Employee Related Expenses	0.0	0.0	0.0
Prof. And Outside Services	0.0	0.0	0.0
Travel - In State	0.0	0.0	0.0
Travel - Out of State	0.0	0.0	0.0
Food	0.0	0.0	0.0
Aid to Organizations and Individuals	0.0	0.0	0.0
Other Operating Expenses	36.0	1.7	1.7
Equipment	0.0	0.0	0.0
Capital Outlay	0.0	0.0	0.0
Debt Service	0.0	0.0	0.0
Cost Allocation	0.0	0.0	0.0
Transfers	0.0	0.0	0.0
Expenditure Categories Total:	36.0	1.7	1.7
Cap Transfer due to Fund Balance	0.0	0.0	0.0
Residual Equity Transfer	0.0	0.0	0.0
Prior Commitments or Obligated Expenditures	0.0	0.0	0.0
Non Appropriated 27th Pay Roll	0.0	0.0	0.0
Non-Appropriated Expenditure Total:	36.0	1.7	1.7
Non-Appropriated FTE:	0.0	0.0	0.0

Fund Description

OSP: Interest Income is received from investments with the Arizona State Treasurer and from investments in the Debt Service accounts. This income is used for the operating expenses of the Power Authority.

Sources and Uses of Funds

Agency: Power Authority

Fund: PA1113 Fund Deposits Fund

Cash Flow Summary	Actual FY 2021	Estimate FY 2022	Estimate FY 2023
Balance Forward from Prior Year	0.0	0.0	0.0
Revenue (From Revenue Schedule)	19,337.7	19,594.3	19,594.3
Total Available	19,337.7	19,594.3	19,594.3
Total Appropriated Disbursements	0.0	0.0	0.0
Total Non-Appropriated Disbursements	19,337.7	19,594.3	19,594.3
Balance Forward to Next Year	0.0	0.0	0.0

Non-Appropriated Expenditure	Actual FY 2021	Estimate FY 2022	Estimate FY 2023
Expenditure Categories			
Personal Services	629.1	497.3	497.3
Employee Related Expenses	184.5	141.1	141.1
Prof. And Outside Services	366.6	357.7	357.7
Travel - In State	7.3	18.0	18.0
Travel - Out of State	15.8	41.0	41.0
Food	0.0	0.0	0.0
Aid to Organizations and Individuals	0.0	0.0	0.0
Other Operating Expenses	16,351.5	16,772.7	16,772.7
Equipment	38.1	21.9	21.9
Capital Outlay	0.0	0.0	0.0
Debt Service	1,730.4	1,730.3	1,730.3
Cost Allocation	0.0	0.0	0.0
Transfers	14.4	14.3	14.3
Expenditure Categories Total:	19,337.7	19,594.3	19,594.3
Cap Transfer due to Fund Balance	0.0	0.0	0.0
Residual Equity Transfer	0.0	0.0	0.0
Prior Commitments or Obligated Expenditures	0.0	0.0	0.0
Non Appropriated 27th Pay Roll	0.0	0.0	0.0
Non-Appropriated Expenditure Total:	19,337.7	19,594.3	19,594.3
Non-Appropriated FTE:	5.0	5.0	5.0

Fund Description

OSPB: Revenues in this fund are a result of the sale of Hoover power and related transmission. These funds are used to pay for the operating expenses of the Power Authority.

Sources and Uses of Funds

Agency: Power Authority

Fund: PA1114 APA - General Fund

Cash Flow Summary	Actual FY 2021	Estimate FY 2022	Estimate FY 2023
Balance Forward from Prior Year	3,971.6	3,961.6	3,981.1
Revenue (From Revenue Schedule)	20,544.8	59.5	59.5
Total Available	24,516.4	4,021.1	4,040.6
Total Appropriated Disbursements	0.0	0.0	0.0
Total Non-Appropriated Disbursements	20,554.8	40.0	40.0
Balance Forward to Next Year	3,961.6	3,981.1	4,000.6

Non-Appropriated Expenditure	Actual FY 2021	Estimate FY 2022	Estimate FY 2023
Expenditure Categories			
Personal Services	0.0	0.0	0.0
Employee Related Expenses	0.0	0.0	0.0
Prof. And Outside Services	0.0	0.0	0.0
Travel - In State	0.0	0.0	0.0
Travel - Out of State	0.0	0.0	0.0
Food	0.0	0.0	0.0
Aid to Organizations and Individuals	0.0	0.0	0.0
Other Operating Expenses	20,477.3	30.0	30.0
Equipment	0.0	0.0	0.0
Capital Outlay	77.5	10.0	10.0
Debt Service	0.0	0.0	0.0
Cost Allocation	0.0	0.0	0.0
Transfers	0.0	0.0	0.0
Expenditure Categories Total:	20,554.8	40.0	40.0
Cap Transfer due to Fund Balance	0.0	0.0	0.0
Residual Equity Transfer	0.0	0.0	0.0
Prior Commitments or Obligated Expenditures	0.0	0.0	0.0
Non Appropriated 27th Pay Roll	0.0	0.0	0.0
Non-Appropriated Expenditure Total:	20,554.8	40.0	40.0
Non-Appropriated FTE:	0.0	0.0	0.0

Fund Description

OSP:

Summary of Expenditure and Budget Request for All Funds

Agency: Power Authority

Non-Appropriated

Cost Center/Program:

	FY 2021 Actual	FY 2022 Expd. Plan	FY 2023 Fund. Issue	FY 2023 Total Request
1 Arizona Power Authority	39,928.5	19,636.0	0.0	19,636.0
	39,928.5	19,636.0	0.0	19,636.0
Expenditure Categories				
FTE	5.0	5.0	0.0	5.0
Personal Services	629.1	497.3	0.0	497.3
Employee Related Expenses	184.5	141.1	0.0	141.1
Professional and Outside Services	366.6	357.7	0.0	357.7
Travel In-State	7.3	18.0	0.0	18.0
Travel Out of State	15.8	41.0	0.0	41.0
Food	0.0	0.0	0.0	0.0
Aid to Organizations and Individuals	0.0	0.0	0.0	0.0
Other Operating Expenses	36,864.8	16,804.4	0.0	16,804.4
Equipment	38.1	21.9	0.0	21.9
Capital Outlay	77.5	10.0	0.0	10.0
Debt Service	1,730.4	1,730.3	0.0	1,730.3
Cost Allocation	0.0	0.0	0.0	0.0
Transfers	14.4	14.3	0.0	14.3
Expenditure Categories Total:	39,928.5	19,636.0	0.0	19,636.0

Summary of Expenditure and Budget Request for All Funds

Agency: Power Authority

Agency Total for All Funds:

39,928.5 19,636.0 0.0 19,636.0

Summary of Expenditure and Budget Request for Selected Funds

Agency: Power Authority
Fund: PA1112 Interest Income Fund (Non-Appropriated)

Cost Center/Program:	FY 2021 Actual	FY 2022 Expd. Plan	FY 2023 Fund. Issue	FY 2023 Total Request
1 Arizona Power Authority	36.0	1.7	0.0	1.7
	36.0	1.7	0.0	1.7
Expenditure Categories				
Personal Services	0.0	0.0	0.0	0.0
Employee Related Expenses	0.0	0.0	0.0	0.0
Professional and Outside Services	0.0	0.0	0.0	0.0
Travel In-State	0.0	0.0	0.0	0.0
Travel Out of State	0.0	0.0	0.0	0.0
Food	0.0	0.0	0.0	0.0
Aid to Organizations and Individuals	0.0	0.0	0.0	0.0
Other Operating Expenses	36.0	1.7	0.0	1.7
Equipment	0.0	0.0	0.0	0.0
Capital Outlay	0.0	0.0	0.0	0.0
Debt Service	0.0	0.0	0.0	0.0
Cost Allocation	0.0	0.0	0.0	0.0
Transfers	0.0	0.0	0.0	0.0
Expenditure Categories Total:	36.0	1.7	0.0	1.7
Fund Total:	36.0	1.7	0.0	1.7

Summary of Expenditure and Budget Request for Selected Funds

Agency: Power Authority
 Fund: PA1113 Fund Deposits Fund (Non-Appropriated)

Cost Center/Program:	FY 2021 Actual	FY 2022 Expd. Plan	FY 2023 Fund. Issue	FY 2023 Total Request
1 Arizona Power Authority	19,337.7	19,594.3	0.0	19,594.3
	19,337.7	19,594.3	0.0	19,594.3
Expenditure Categories				
FTE	5.0	5.0	0.0	5.0
Personal Services	629.1	497.3	0.0	497.3
Employee Related Expenses	184.5	141.1	0.0	141.1
Professional and Outside Services	366.6	357.7	0.0	357.7
Travel In-State	7.3	18.0	0.0	18.0
Travel Out of State	15.8	41.0	0.0	41.0
Food	0.0	0.0	0.0	0.0
Aid to Organizations and Individuals	0.0	0.0	0.0	0.0
Other Operating Expenses	16,351.5	16,772.7	0.0	16,772.7
Equipment	38.1	21.9	0.0	21.9
Capital Outlay	0.0	0.0	0.0	0.0
Debt Service	1,730.4	1,730.3	0.0	1,730.3
Cost Allocation	0.0	0.0	0.0	0.0
Transfers	14.4	14.3	0.0	14.3
Expenditure Categories Total:	19,337.7	19,594.3	0.0	19,594.3
Fund Total:	19,337.7	19,594.3	0.0	19,594.3

Summary of Expenditure and Budget Request for Selected Funds

Agency: Power Authority
 Fund: PA1114 APA - General Fund (Non-Appropriated)

Cost Center/Program:	FY 2021 Actual	FY 2022 Expd. Plan	FY 2023 Fund. Issue	FY 2023 Total Request
1 Arizona Power Authority	20,554.8	40.0	0.0	40.0
	20,554.8	40.0	0.0	40.0
Expenditure Categories				
Personal Services	0.0	0.0	0.0	0.0
Employee Related Expenses	0.0	0.0	0.0	0.0
Professional and Outside Services	0.0	0.0	0.0	0.0
Travel In-State	0.0	0.0	0.0	0.0
Travel Out of State	0.0	0.0	0.0	0.0
Food	0.0	0.0	0.0	0.0
Aid to Organizations and Individuals	0.0	0.0	0.0	0.0
Other Operating Expenses	20,477.3	30.0	0.0	30.0
Equipment	0.0	0.0	0.0	0.0
Capital Outlay	77.5	10.0	0.0	10.0
Debt Service	0.0	0.0	0.0	0.0
Cost Allocation	0.0	0.0	0.0	0.0
Transfers	0.0	0.0	0.0	0.0
Expenditure Categories Total:	20,554.8	40.0	0.0	40.0
Fund Total:	20,554.8	40.0	0.0	40.0

Summary of Expenditure and Budget Request for Selected Funds

Agency: Power Authority

Fund: PA1114 APA - General Fund (Non-Appropriated)

FY 2021 Actual	FY 2022 Expd. Plan	FY 2023 Fund. Issue	FY 2023 Total Request
39,928.5	19,636.0	0.0	19,636.0

Agency Total for Selected Funds